


Welcome to the HUB Pay My Bill Portal



Visit our website to access the portal and easily and securely pay your HUB invoices via ACH!

hubinternational.com/paymybill

REGISTER

STEP 1

Register and receive a HUB email with your activation link.

STEP 2

Activate your profile with your *Account Number* and 5 digit *Zip Code*.*

ACCOUNT NUMBER	DATE
CLIENT-01	09/12/2018
BALANCE DUE ON	AMOUNT DUE
02/01/2018	\$972.00

*Refer to most recent HUB Invoice for *Account Number* and *Zip Code*
Only 5 out of 9 digits are required

hubinternational.com

ADD A BANK ACCOUNT

STEP 3

Locate *Bank Accounts* section to add a bank account.

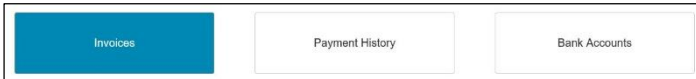
STEP 4

Add preferred bank account and click on *Save Bank Account*.

SELECT INVOICE

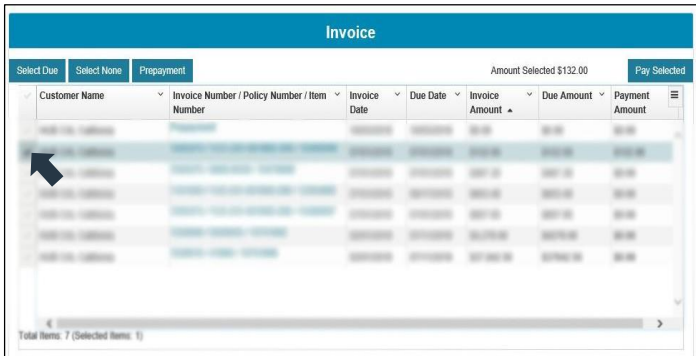
STEP 5

Locate *Invoices* section to view outstanding HUB invoices.



STEP 6

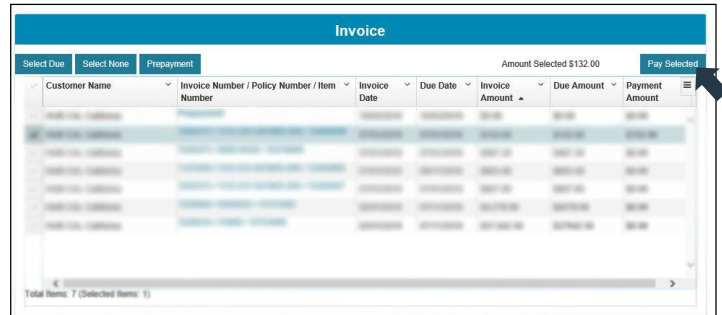
Select the outstanding HUB Invoices you want to pay.



PAY!

STEP 7

After selecting your HUB invoices, click on *Pay Selected*.



STEP 8

Confirm preferred bank account and click on *Make Payment* to complete!

